



## Results of Statutory Assessments 2019.

GOV.UK Analyse school performance

### St Osyth Church of England Primary School (URN: 142775)

This is a new academy which opened on 1 May 2016.

Go to

[St Osyth Church of England Primary School](#)

for the previous record.

### School performance summary 2018/2019

A glossary explaining terms used in this report is at the end of the printed version.

#### Key stage 2 headline measures

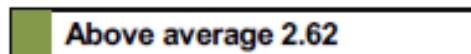
This is revised data for 2018/19.

#### Progress in reading, writing and maths

##### Reading

Number of pupils = 44

Pupils with adjusted scores = 1

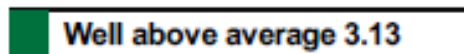


Confidence interval  
0.8 to 4.4

##### Writing

Number of pupils = 45

Pupils with adjusted scores = 0

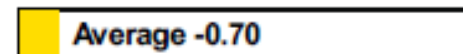


Confidence interval  
1.5 to 4.8

##### Maths

Number of pupils = 44

Pupils with adjusted scores = 0



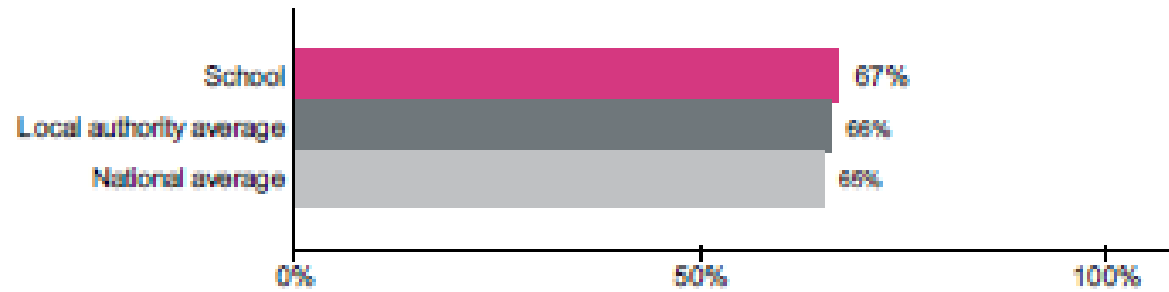
Confidence interval  
-2.3 to 0.9



# Reading, writing and maths combined

## Percentage of pupils achieving the expected standard or higher

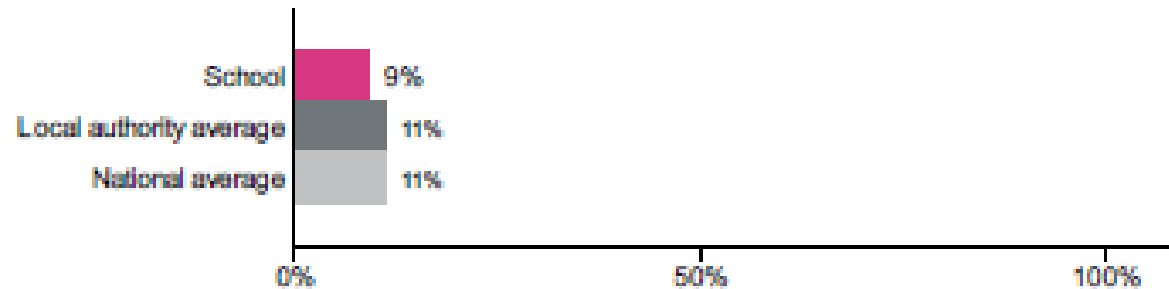
Number of pupils = 46



Percentage achieving the expected standard or higher

## Percentage of pupils achieving the higher standard

Number of pupils = 46



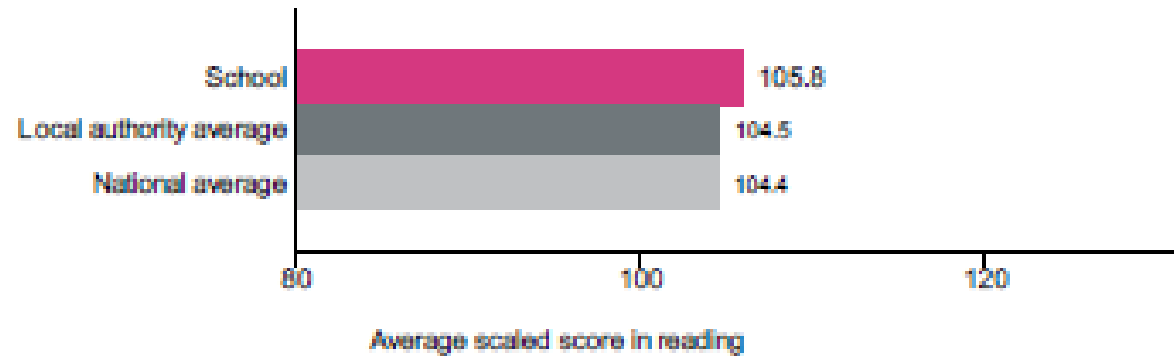
Percentage achieving the higher standard



## Average scaled score in:

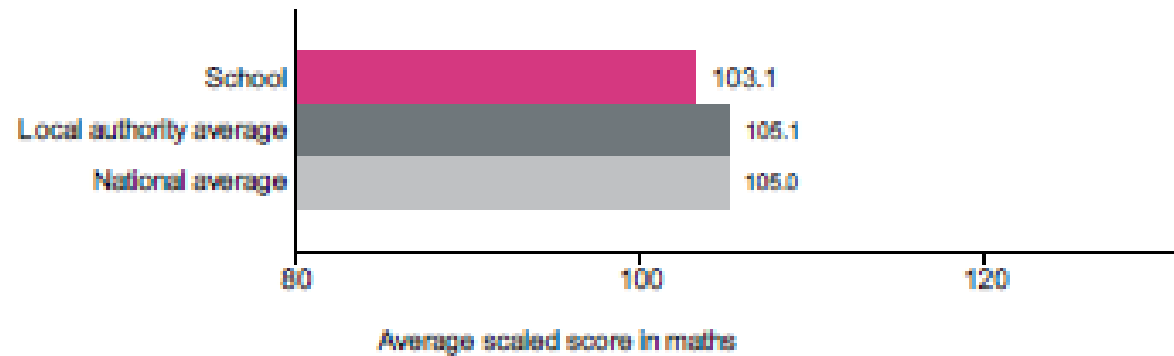
### Reading

Number of pupils = 46



### Maths

Number of pupils = 46



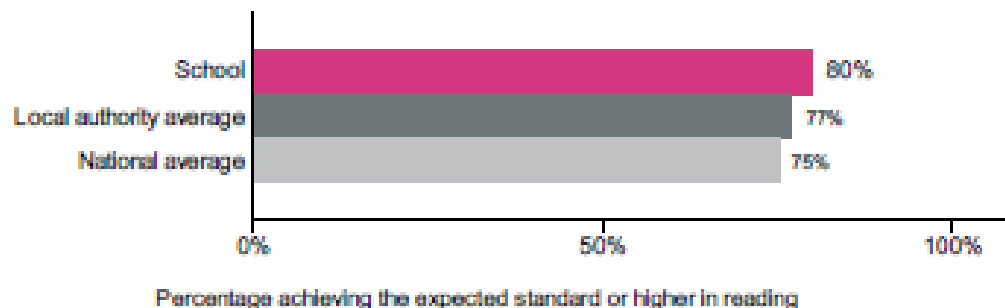


### Key stage 1

This is provisional data for 2018/19.

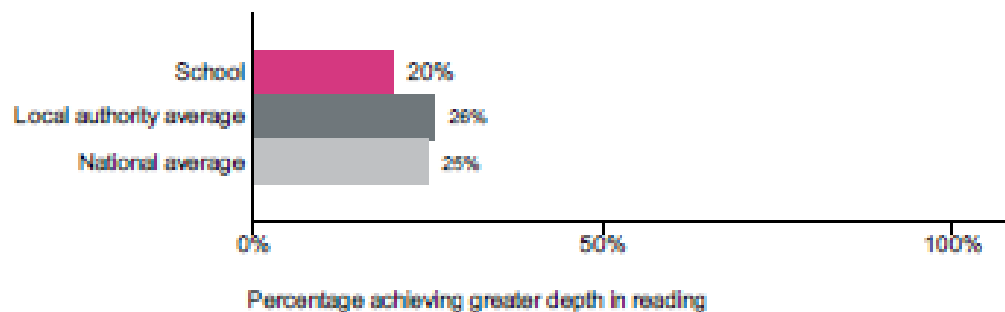
## Percentage achieving the expected standard or higher in reading

Number of pupils = 44



## Percentage achieving greater depth in reading

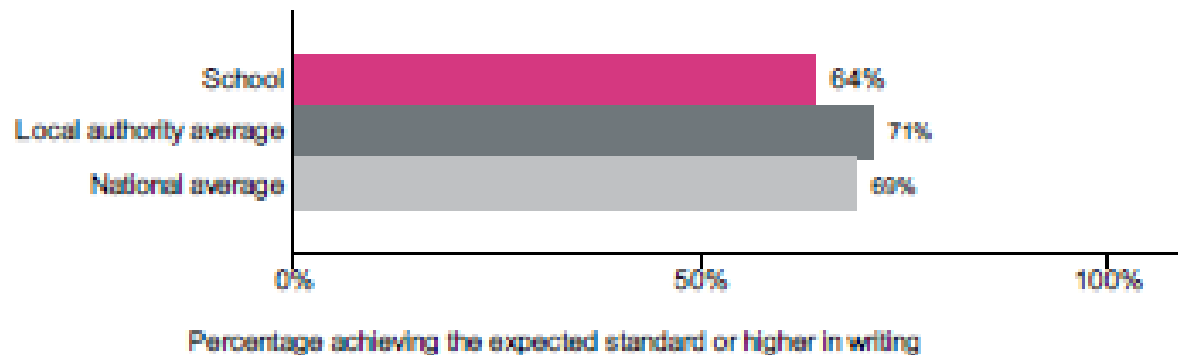
Number of pupils = 44





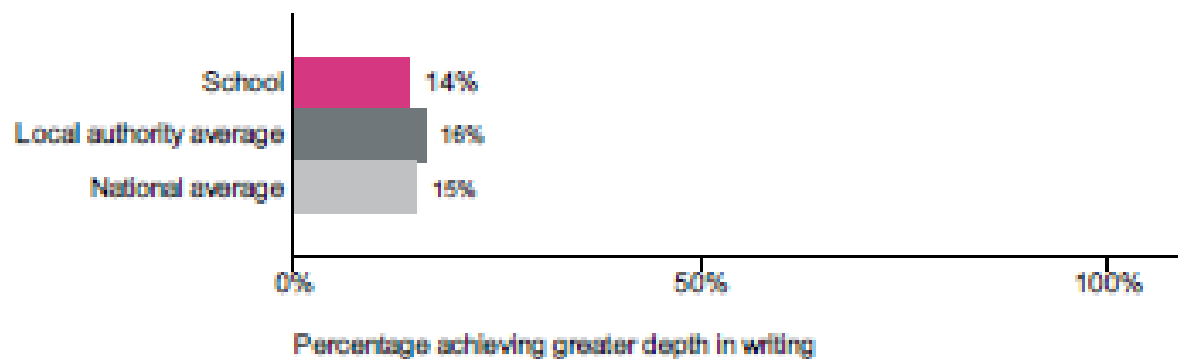
## Percentage achieving the expected standard or higher in writing

Number of pupils = 44



## Percentage achieving greater depth in writing

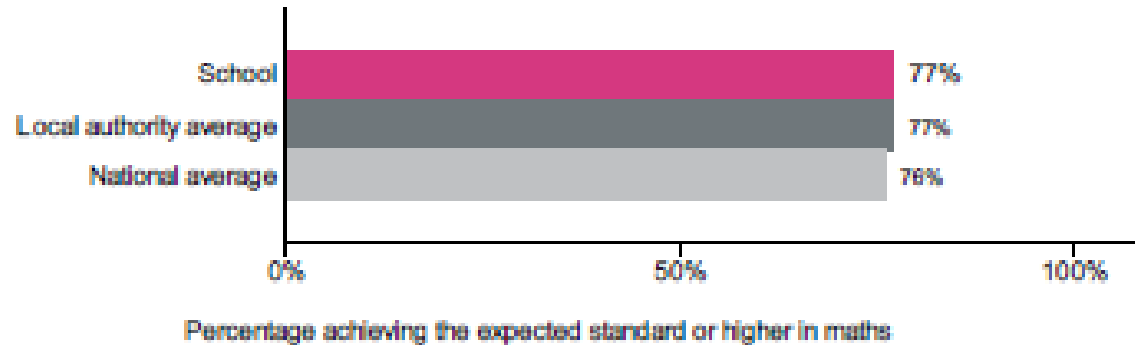
Number of pupils = 44





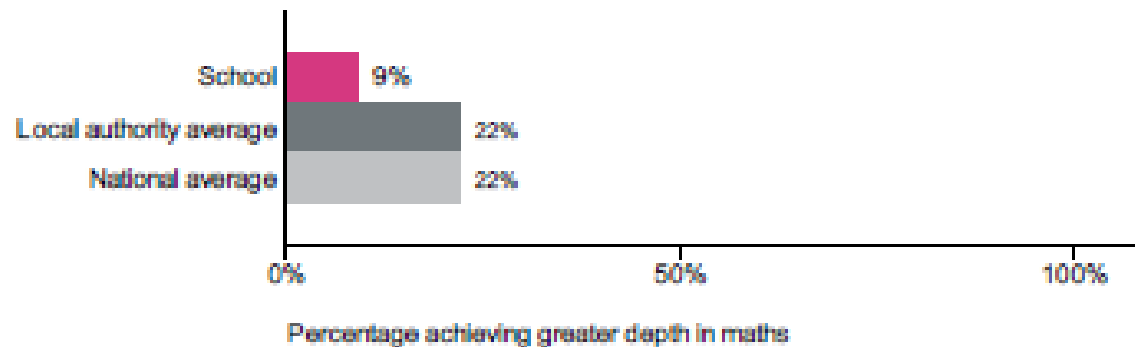
## Percentage achieving the expected standard or higher in maths

Number of pupils = 44



## Percentage achieving greater depth in maths

Number of pupils = 44



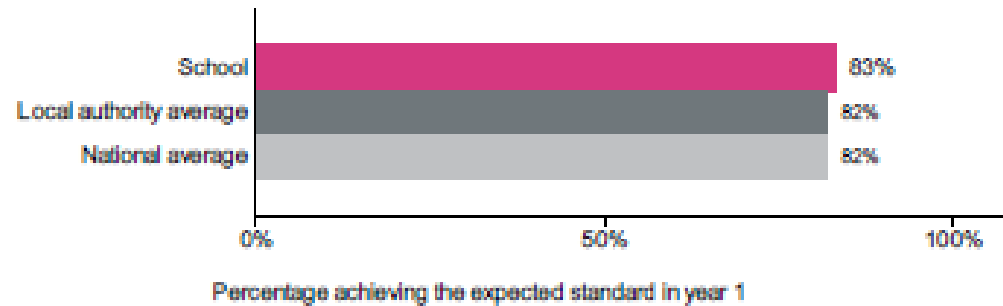


## Phonics performance measures

This is provisional data for 2018/19.

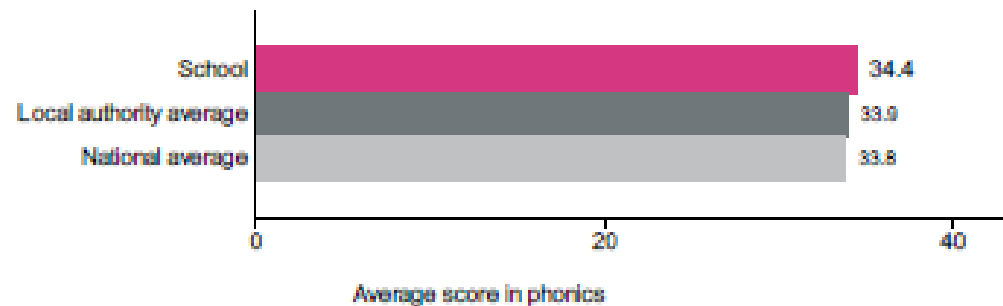
### Percentage achieving the expected standard in phonics

Number of pupils = 36



### Phonics average score

Number of pupils = 36



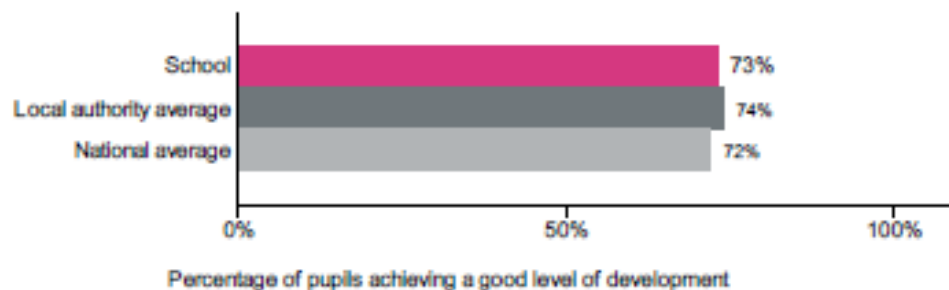


## EYFS performance measures

This is final data for 2018/2019.

### Percentage of pupils achieving a good level of development

Number of pupils = 37



## EYFS additional reports

### Early years foundation stage attainment by pupil group report

Percentage of pupils achieving a good level of development at end of the early years foundation stage								
Breakdown	All pupils	Male	Female	FSM	Non-FSM	SEN EHCP	SEN support	No SEN
Cohort	37	20	17	6	31	N/A	8	29
School %	73	70	76	33	81	N/A	50	79
National %	72	66	78	74	74	72	72	77